



5-year warranty



Technical data

<b>Electrical data</b>	Nominal voltage	AC/DC 24 V	
	Nominal voltage frequency	50/60 Hz	
	Nominal voltage range	AC 19.2...28.8 V / DC 21.6...28.8 V	
	Power consumption in operation	8 W	
	Power consumption in rest position	2.5 W	
	Transformer sizing	11 VA	
	Electrical Connection	Terminal blocks	
	Overload Protection	electronic throughout 0...95° rotation	
<b>Functional data</b>	Operating range Y	2...10 V	
	Operating range Y note	4...20 mA w/ ZG-R01 (500 Ω, 1/4 W resistor)	
	Input impedance	100 kΩ for 2...10 V (0.1 mA), 500 Ω for 4...20 mA, 1500 Ω for PWM, On/Off and Floating point	
	Operating range Y variable	Start point	0.5...30 V
		End point	2.5...32 V
	Operating modes optional	variable (VDC, on/off, floating point)	
	Position feedback U	2...10 V	
	Position feedback U note	Max. 0.5 mA	
	Position feedback U variable	VDC variable	
	Direction of motion motor	selectable with switch 0/1	
	Manual override	under cover	
	Angle of rotation	Max. 95°	
	Angle of rotation note	adjustable with mechanical stop	
	Running Time (Motor)	150 s / 90°	
Running time motor variable	90...150 s		
Noise level, motor	45 dB(A)		
Position indication	Mechanical, 5...20 mm stroke		
<b>Safety data</b>	Power source UL	Class 2 Supply	
	Degree of protection IEC/EN	IP66/67	
	Degree of protection NEMA/UL	NEMA 4X	
	Enclosure	UL Enclosure Type 4X	
	Agency Listing	cULus acc. to UL60730-1A/-2-14, CAN/CSA E60730-1:02, CE acc. to 2014/30/EU and 2014/35/EU	
	Quality Standard	ISO 9001	
	Ambient humidity	Max. 100% RH	
	Ambient temperature	-22...122°F [-30...50°C]	
	Ambient temperature note	-40...50°C for actuator with integrated heating	
	Storage temperature	-40...176°F [-40...80°C]	
	Servicing	maintenance-free	

<b>Weight</b>	Weight	7.5 lb [3.4 kg]
<b>Materials</b>	Housing material	Die cast aluminium and plastic casing
<b>Footnotes</b>	†Rated Impulse Voltage 800V, Type action 1, Control Pollution Degree 3.	

**Accessories**

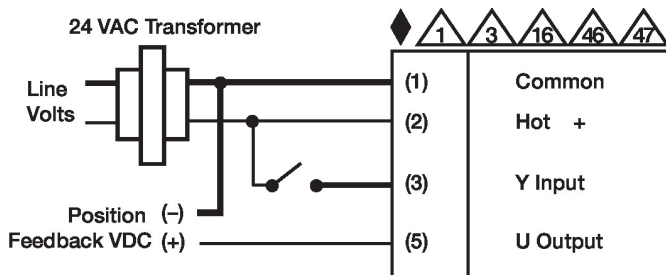
Electrical accessories	Description	Type
	Battery backup system, for non-spring return models	NSV24 US
	Battery, 12 V, 1.2 Ah (two required)	NSV-BAT
	Service tool, with ZIP-USB function, for programmable and communicative Belimo actuators, VAV controller and HVAC performance devices	ZTH US
Factory add-on option only	Description	Type
	Heater, with adjustable thermostat	ACT_PACK_H

**Electrical installation**
**INSTALLATION NOTES**

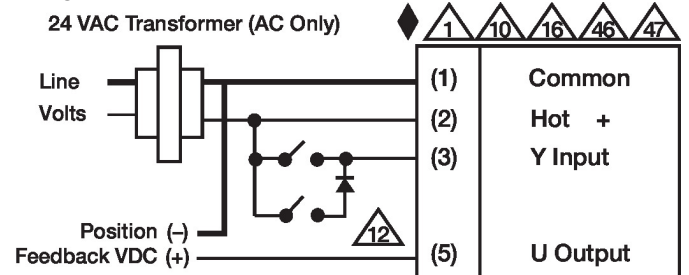
- Actuators with appliance cables are numbered.
- Provide overload protection and disconnect as required.
- Actuators may also be powered by DC 24 V.
- Only connect common to negative (-) leg of control circuits.
- A 500 Ω resistor (ZG-R01) converts the 4...20 mA control signal to 2...10 V.
- Control signal may be pulsed from either the Hot (Source) or Common (Sink) 24 V line.
- For triac sink the Common connection from the actuator must be connected to the Hot connection of the controller. Position feedback cannot be used with a triac sink controller; the actuator internal common reference is not compatible.
- IN4004 or IN4007 diode. (IN4007 supplied, Belimo part number 40155).
- Actuators are provided with a numbered screw terminal strip instead of a cable.
- Actuators may be controlled in parallel. Current draw and input impedance must be observed.
- Master-Slave wiring required for piggy-back applications. Feedback from Master to control input(s) of Slave(s).
- Meets cULus requirements without the need of an electrical ground connection.
- Warning! Live electrical components!**  
During installation, testing, servicing and troubleshooting of this product, it may be necessary to work with live electrical components. Have a qualified licensed electrician or other individual who has been properly trained in handling live electrical components perform these tasks. Failure to follow all electrical safety precautions when exposed to live electrical components could result in death or serious injury.

**Wiring diagrams**

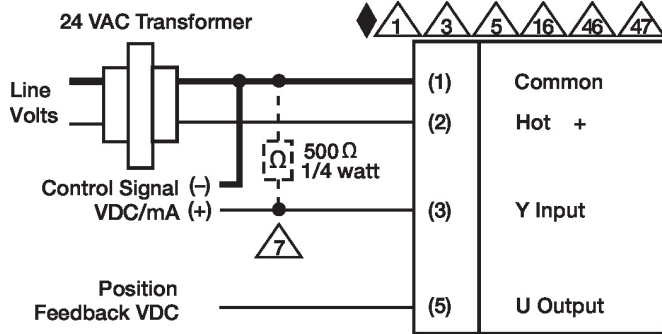
On/Off



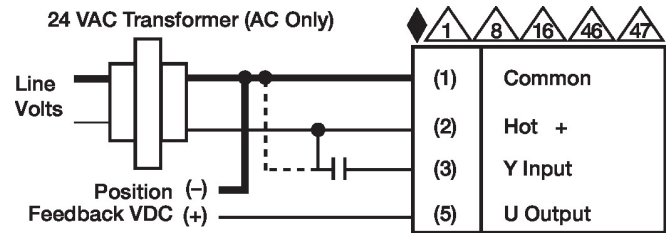
Floating Point



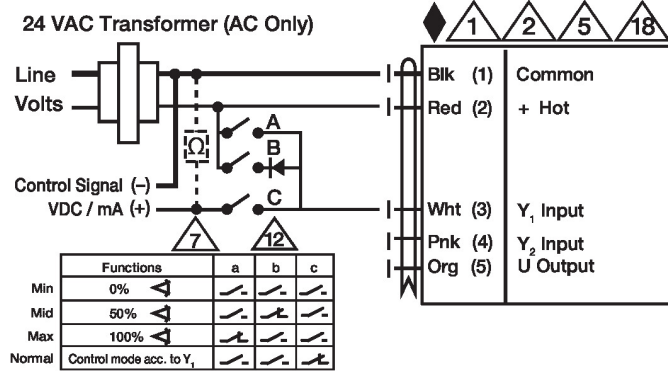
### VDC/mA Control



### PWM Control



### Override Control



### Primary - Secondary

