

Gas Monitor

Belimo gas monitors are factory calibrated and can monitor up to two gases simultaneously. All monitors feature audible and visual alarms, and CAN bus communication, allowing for standalone operation and networking of up to 32 devices. Select models feature relays and analog outputs to control ventilation directly, as well as BACnet MS/TP allowing for integration into a BMS. All gas monitors are wired via a daisy chain and are backed by a five-year warranty.



5-year warranty



Gas Monitor



Type Overview

Type	Measured values	Number of relays	Output signal active gas	Communication
22G14-5A	NO ₂	1	2x AO	CAN bus, BACnet MS/TP
22G14-5B	NO ₂	2	-	CAN bus, BACnet MS/TP
22G14-5C	NO ₂	0	-	CAN bus

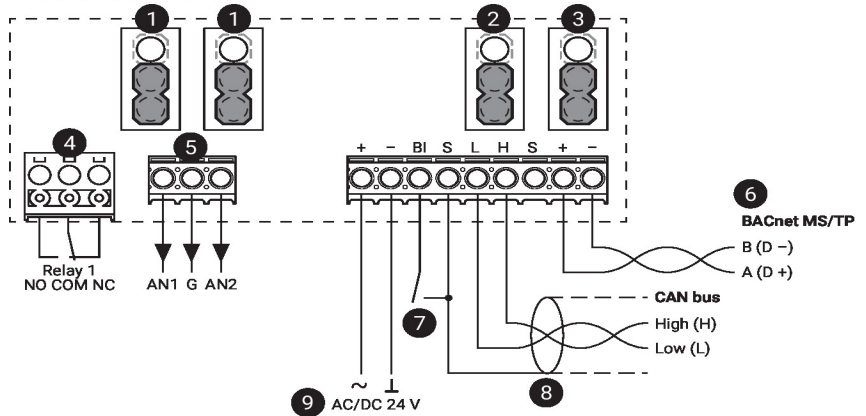
Technical data

Electrical Data	Nominal voltage	AC/DC 24 V
	Nominal voltage frequency	50/60 Hz
	Power consumption AC	5 VA
	Power consumption DC	1.7 W
	Cable entry	2 top, 2 bottom, 1 rear – 1/2" EMT
	Cable specification	Power cable: 18...20 AWG Communication cable: 24 AWG twisted shielded pair, low capacitance
	Fuse	Thermal PTC, auto-reset
Data bus communication	Communication	CAN bus BACnet MS/TP
Functional Data	Sensor Technology	Electro-chemical
	Application	air
	Output signal active note	Analog outputs (2), 2...10 V or 4...20 mA, user selectable with jumper
	Output signal relay note	Relays (1 or 2) SPDT, 5A @ AC 125 V, non-inductive
	Mounting	Install between 3 ft [1 m] from the floor to half of the ceiling height
	Max. altitude	6562 ft [2000 m] above sea level
	Max. altitude note	Calibration verification is recommended above 610 m [2000 ft]
	Coverage area	Radius: 15 m [50 ft] Area: 700 m ² [7500 ft ²] There can be no obstructions such as walls, stairs, elevators, shelving with solid fill, tool chests, etc.
	Display	LCD With backlight Gas type, gas concentration, alarm level status
	Response time	<30 s (T90)
	Alarm	Audible alarm Built-in white strobe for level 3
	Warm-up time	5 minutes
	Measuring Data	Measured values
Measuring range gas		0...10 ppm
Calibration		Sensor modules are recommended to be calibrated annually.
Long-term stability		<2% per month
Measurement Repeatability		<+2% NO ₂ equivalent
Materials	Housing	UL94 5VA
Safety Data	UL Approval	cULus according to UL2075, ULC-S588 cCSAus listed to C22.2 No. 61010-1-12, UL Std. No. 61010-1 (3rd Edition), harmonized under IEC/EN 61010-1 BTL listed No. BTL-30001
	Pollution degree	2
	Ambient humidity	15...90% RH continuous, 0...99% RH intermittent, non-condensing
	Ambient temperature	-20...40°C [-4...104°F]

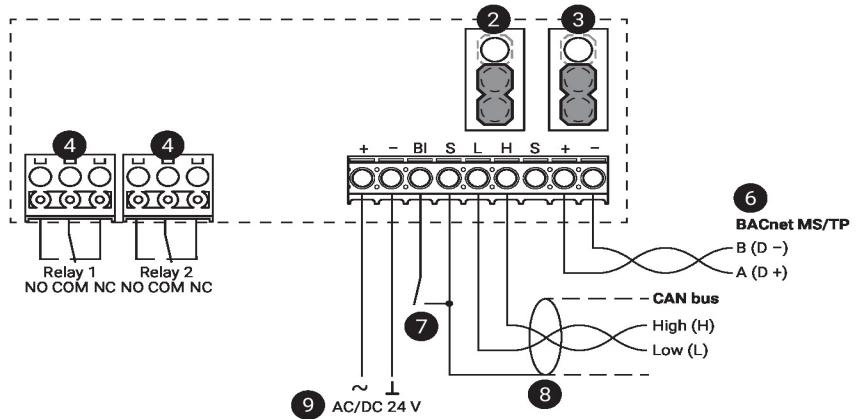
Accessories

	Description	Type
Spare parts		
	Sensor module NO ₂ (Nitrogen Dioxide), 0...10 ppm, Electro-chemical	R-G14
Communication module	Description	Type
	Communication module, CAN bus, BACnet MS/TP, 1 SPDT Relay, 2 Analog Outputs	C-22G-5A
	Communication module, CAN bus, BACnet MS/TP, 2 SPDT Relays	C-22G-5B
	Communication module, CAN bus	C-22G-5C
Electrical accessories	Description	Type
	Audible alarm	A-22G-A16
Mechanical accessories	Description	Type
	Splash proof enclosure, Wall mount	A-22G-A12
	Duct mount enclosure, Duct mount	A-22G-A13

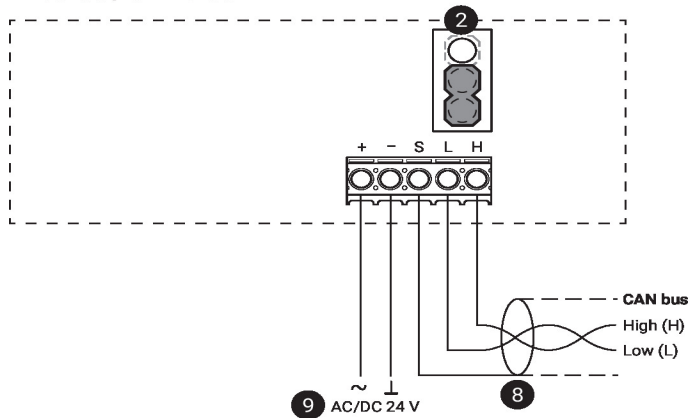
22G..-5A / C-22G-5A



22G..-5B / C-22G-5B

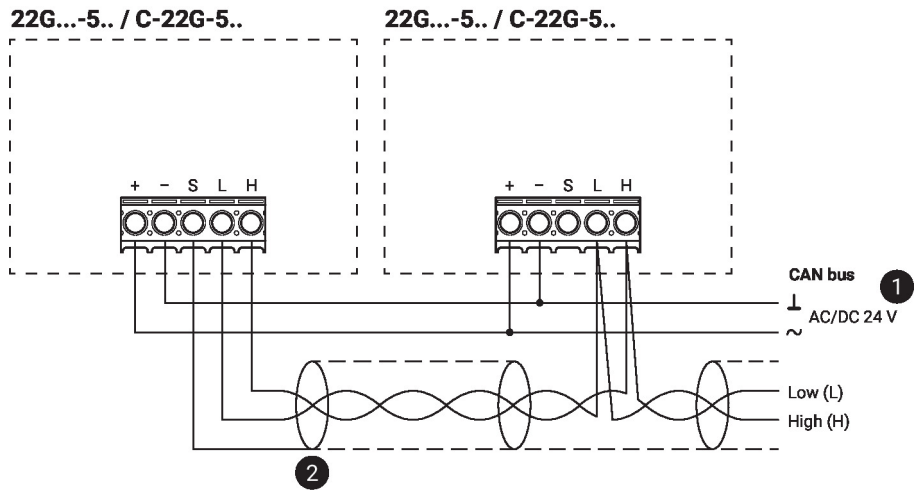


22G..-5C / C-22G-5C



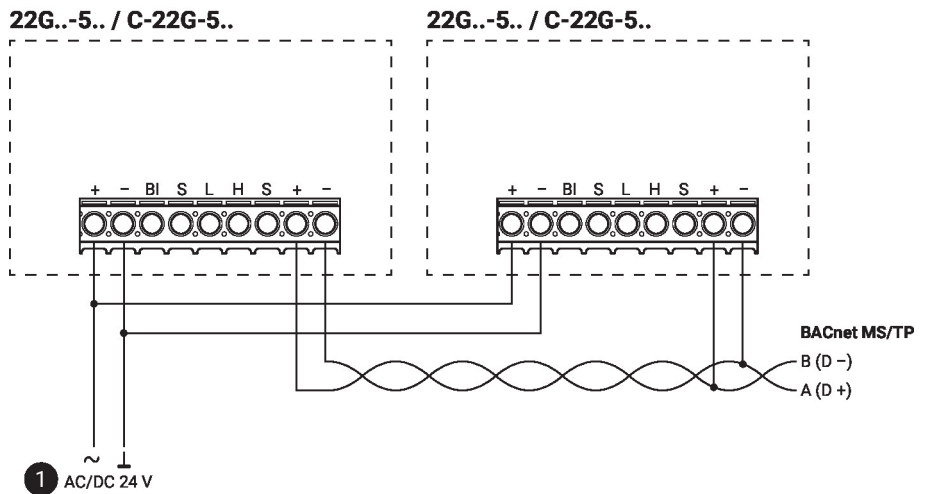
- 1 Analog outputs
Down position: 2...10 V (factory setting)
Up position: 4...20 mA
- 2 End of line (EOL) jumper: CAN bus
Down position: Termination OFF (factory setting)
Up position: Termination ON (first and last unit only should have this jumper in the up position)
- 3 End of line (EOL) jumper: BACnet MS/TP
Down position: Termination OFF (factory setting)
Up position: Termination ON (first and last unit only should have this jumper in the up position)
- 4 Relay output
- 5 Analog output
- 6 Shield connected at the first unit only, at others only looped through
- 7 Binary input to limit switch
- 8 Shield connected at the first unit only, at others only looped through
- 9 No connection to the ground

Wiring CAN bus



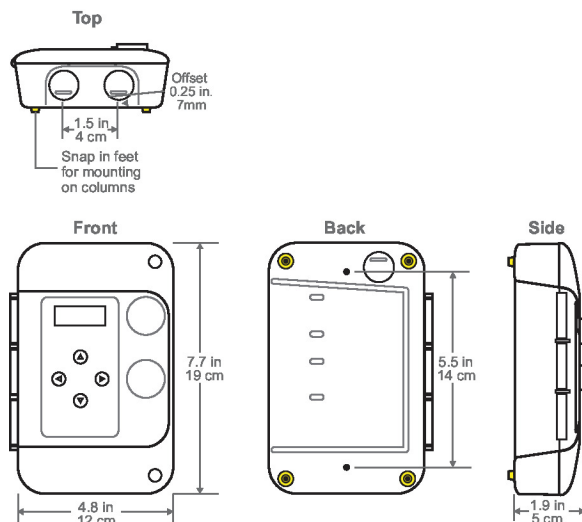
- 1 No connection to the ground
- 2 Shield connected at the first unit only, at others only looped through

Wiring RS485 BACnet MS/TP



- 1 No connection to the ground

Dimensions



Type	Weight
22G14-5A	0.95 lb [0.43 kg]

Type	Weight
22G14-5B	0.95 lb [0.43 kg]
22G14-5C	0.95 lb [0.43 kg]

Further documentation

- Installation instructions
- Operating instructions