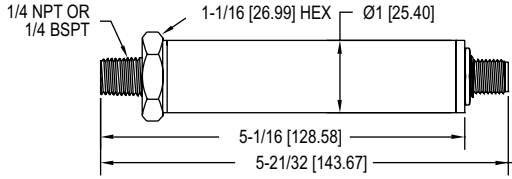


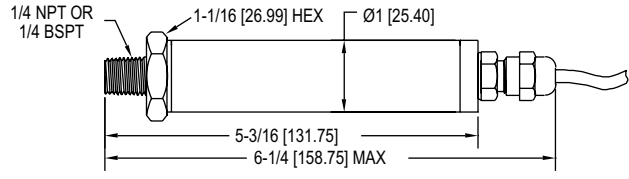
INTRINSICALLY SAFE PRESSURE TRANSMITTERS

For Use In Hazardous Locations

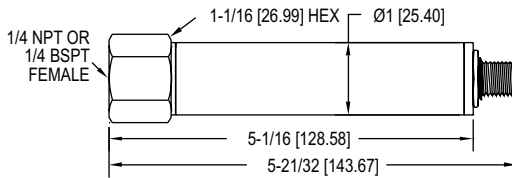
CALIBRATION SERVICES AVAILABLE



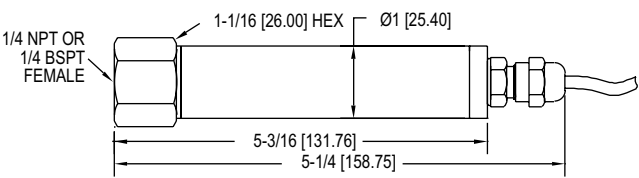
Male NPT/BSPT connector with male M-12 connector



Male NPT/BSPT connector with cable gland



Female NPT/BSPT connector with male M-12 connector



Female NPT/BSPT connector with cable gland



The Dwyer **Series IS626 Intrinsically Safe Pressure Transmitters** can be used to accurately measure compatible gases and liquids compatible with its 316/316L SS wetted parts. Series IS626 full-scale accuracy is 0.25%. Designed for industrial environments with a NEMA 4X (IP66) housing, this transmitter resists most effects of shock and vibration. Models are available with a 3' cable or M-12 4 pin connection. The IS626 is UL listed for use in Hazardous (Classified) Locations. The protection method is by Intrinsic Safety, "ia". It was investigated by UL under UL Standard 913 Sixth Edition and CSA Standard No. 157-92.

BENEFITS/FEATURES

- Exceptional accuracy for ensuring tight-control and minimizing costly out of specification conditions
- NEMA 4x rated enclosure provides protection in harsh environments permitting outdoor monitoring or in areas where dust and particulate matter exists
- Robust sensor provides shock and vibration resistance insuring stability in controlling pressure for process applications

APPLICATIONS

- Monitoring pressure in hazardous environments
- Process

SPECIFICATIONS

- Service:** Compatible gases and liquids.
- Wetted Materials:** Type 316, 316L SS.
- Accuracy:** 0.25% FS.
- Temperature Limit:** 0 to 176°F (-18 to 80°C).
- Compensated Temperature Range:** 0 to 176°F (-18 to 80°C).
- Thermal Effect:** ±0.02% FS/°F (includes zero and span).
- Pressure Limits:** See Pressure Range Table.
- Power Requirements:** 10-28 VDC.
- Output Signal:** 4-20 mA.
- Response Time:** 50 ms.
- Loop Resistance:** 0-900 Ω max.
- Current Consumption:** 38 mA (max).
- Electrical Connections:** 3 ft cable or 4-pin M-12 connector.
- Process Connection:** 1/4" male or female NPT and BSPT.
- Enclosure Rating:** NEMA 4X (IP66).
- Mounting Orientation:** Mount in any position.
- Weight:** 8.9 oz (252 g).
- Compliance:** CE, cULus Intrinsically Safe to UL Standard 913.

For use in Hazardous (Classified) Locations:

- Class I Div. 1 Groups A,B,C,D
- Class II Div. 1 Groups E,F,G
- Class III Div. 1

Temperature Code: T4 @ 80°C ambient.

Install in accordance with control drawing 01-700797-00.

WARNING To prevent ignition of flammable or combustible atmospheres, disconnect power before servicing.

Use with approved safety barriers using entity evaluation.

MODEL CHART			
Model	Range	Maximum Pressure (psig)	Over Pressure (psig)
IS626-07-GH-P1-E1-S1	15 psig	30	150
IS626-08-GH-P1-E1-S1	30 psig	60	300
IS626-09-GH-P1-E1-S1	50 psig	100	300
IS626-10-GH-P1-E1-S1	100 psig	200	500
IS626-11-GH-P1-E1-S1	150 psig	300	750
IS626-12-GH-P1-E1-S1	200 psig	400	1000
IS626-13-GH-P1-E1-S1	300 psig	600	1500
IS626-14-GH-P1-E1-S1	500 psig	1000	2500

Note: For optional M-12 4 pin electrical connection, change E1 to E6.

OPTIONS	
To order add suffix:	Description
-NIST	NIST traceable calibration certificate
Example: IS626-07-GH-P1-E1-S1-NIST	

ACCESSORIES	
Model	Description
A-295	Female four pin M-12 to cable gland connector
A-231	16' (5 m) shielded cable with 4 pin female M-12 connection
MTL5541	Galvanic barrier
MTL7706	Intrinsically safe zener barrier